






Specifications for 12.00R24 Tire

Size	12.00R24	
Brand	Colorado / Bremerton / Brussels / Arlington	
Ply Rating	16 / 18 / 20 / ★★ ★	
Standard Rim (in)	8.5	
Speed Rating	J / K	
Tread Depth (mm)	All Positions	17.0
	Drive Wheels	19.0
	All positions for Mining	31.5
Inflated Dimensions (mm)	Section Width	315
	Overall Diameter	1226
Maximum Load Capacity (kg) @ Cold Air Pressure (kPa)	Single	16PR: 4000 @ 760 18PR: 4250 @ 830 20PR: 4500 @ 900
	Dual	16PR: 3650 @ 760 18PR: 3875 @ 830 20PR: 4125 @ 900
Applicable Position/s	All Positions	
	Drive Wheels	
	All positions for Mining	
Application	All Terrain Mining	
Type	All Steel Radial - TT (tube type)	

Colorado® TBR Tires: Better Performance... GIANT Savings!