






Specifications for 12.00R20 Tire

Size	12.00R20	
Brand	Colorado / Bremerton / Brussels / Arlington	
Ply Rating	16 / 18 / 20	
Standard Rim (in)	8.5	
Speed Rating	F / K / L	
Tread Depth (mm)	All Positions	15
	Drive Wheels	22
	All positions for Mining	22
Inflated Dimensions (mm)	Section Width	315
	Overall Diameter	1125
Maximum Load Capacity (kg) @ Cold Air Pressure (kPa)	Single	16PR: 3550 @ 760 18PR: 3750 @ 830 20PR: 4000 @ 900
	Dual	16PR: 3250 @ 760 18PR: 3450 @ 830 20PR: 3650 @ 900
Applicable Position/s	All Positions	
	Drive Wheels	
	All positions for Mining	
Application	All Terrain Mining	
Type	All Steel Radial - TT (tube type)	

Colorado® TBR Tires: Better Performance... GIANT Savings!