






Specifications for 11.00R20 Tire

Size	11.00R20	
Brand	Colorado / Bremerton / Brussels / Arlington	
Ply Rating	16 / 18	
Standard Rim (<i>in</i>)	8.0	
Speed Rating	F / K / L	
Tread Depth (<i>mm</i>)	All Positions	17
	Drive Wheels	20
	All positions for Mining	22
Inflated Dimensions (<i>mm</i>)	Section Width	293
	Overall Diameter	1085
Maximum Load Capacity (<i>kg</i>) @ Cold Air Pressure (<i>kPa</i>)	Single	16PR: 3350 @ 830 18PR: 3550 @ 930
	Dual	16PR: 3075 @ 830 18PR: 3250 @ 930
Applicable Position/s	All Positions	
	Drive Wheels	
	All positions for Mining	
Application	All Terrain Mining	
Type	All Steel Radial - TT (<i>tube type</i>)	